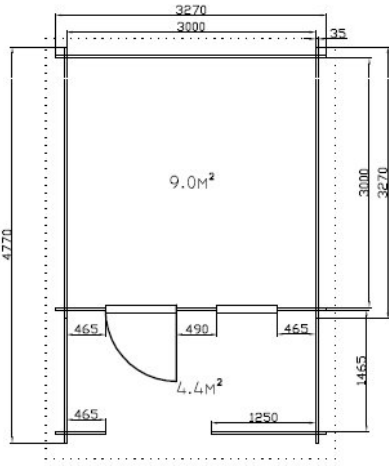
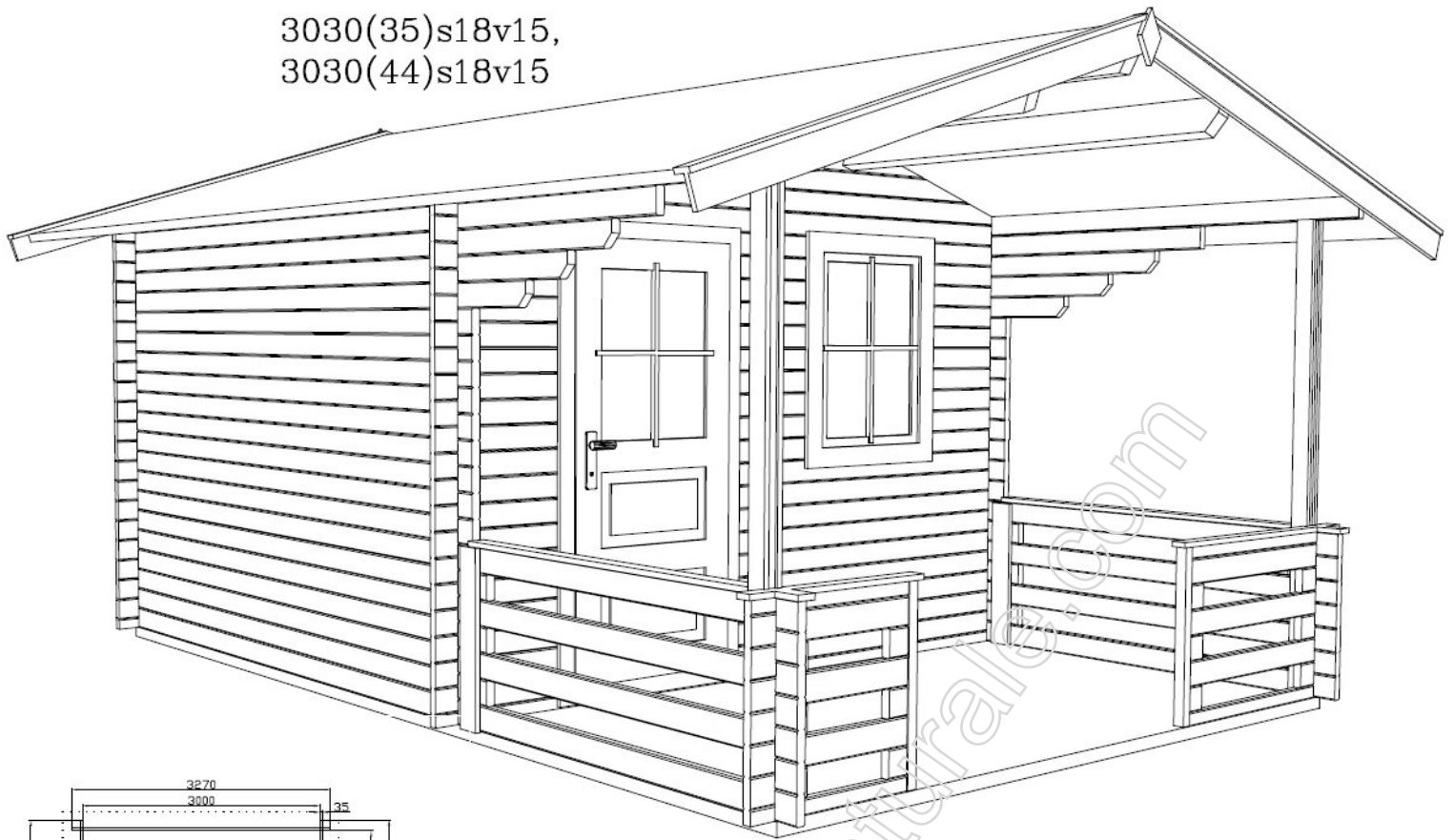


3030(35)s18v15,
3030(44)s18v15



Garden house 3,00*3,00m(9m²) + roof 1,80m + veranda 1,47m(4,44m²). Wall thickness 35, 44mm with double plank profile from pine or fir wood. All wooden constructions are dried until 10–12%, without painting and impregnation. Door with glass and lock, windows with glass with simple opening system.

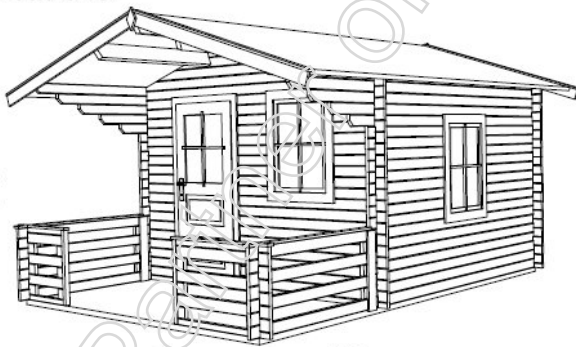
Other technical data:

- floor planks 22mm
- underground 100*40, 50*40mm
- roof planks 19mm
- rafter 140*60mm

Wall height: 2,10m
House height: 2.61m

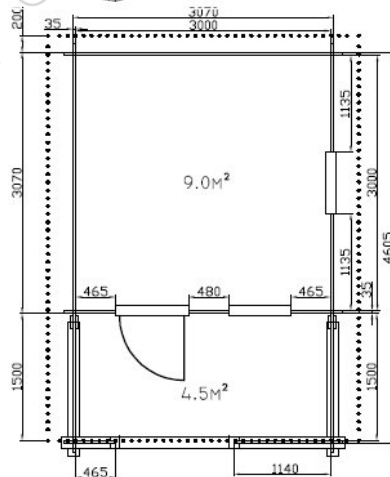
Other modifications:

3030(35)v15
3030(44)v15

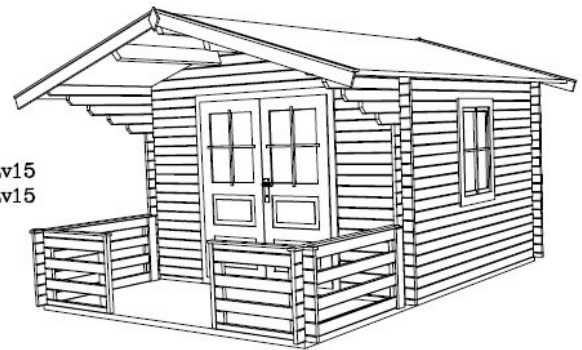


Garden house
3,00*3,00m (9m²) +
roof and veranda
1,47m (4,44m²).

Wall height: 2,10m
House height: 2.61m



3030(35)Lv15
3030(44)Lv15



Garden house
3,00*3,00m (9m²) +
roof and veranda
1,47m (4,44m²),
double door.

Wall height: 2,10m
House height: 2.61m

