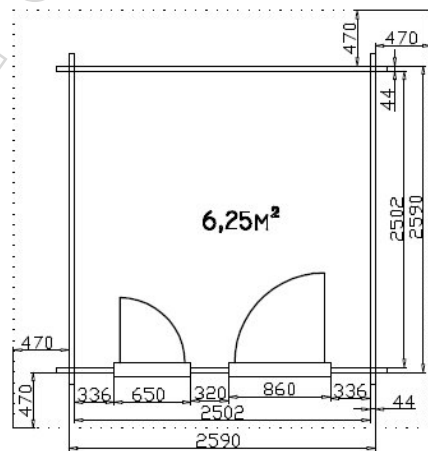
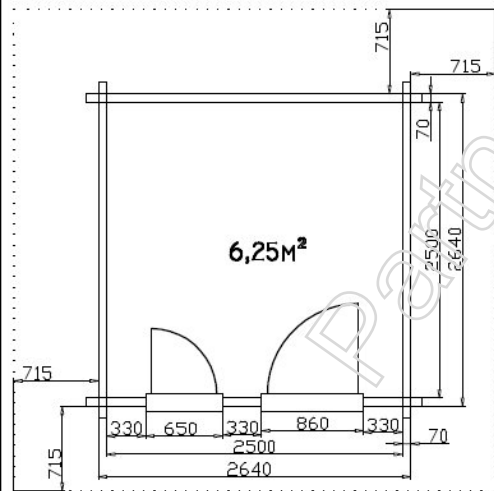
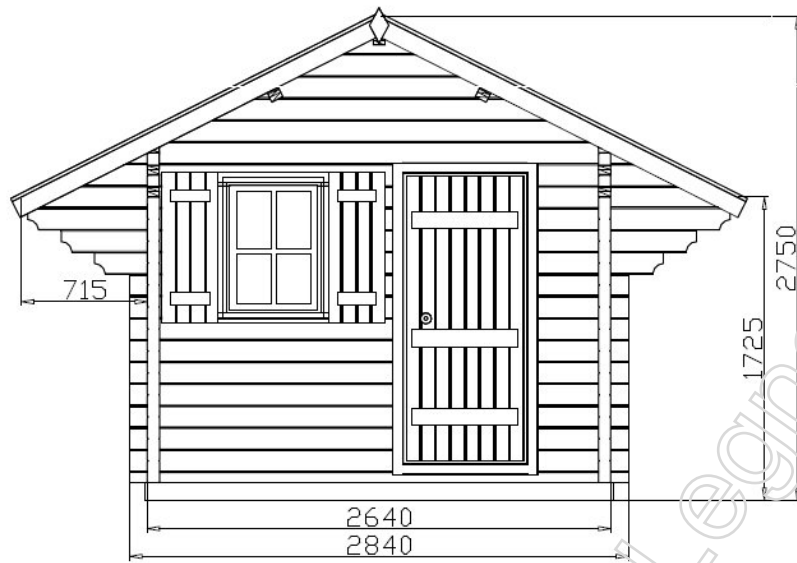



2525(70)s7

2525(44)s5



Garden house 2.50\*2.50 m + roof 0.7(0.5)m

Wall thickness 70 or 44mm with double plank profile from pine or fir wood.

All wooden constructions are dried until 10–12%, without painting and impregnation.

Door with lock mechanism, windows with glass, simple opening system and shutters. The walls are jointed with metal parts.

Other technical data:

- floor planks 22mm
- underground 100\*35 mm
- roof planks 19mm
- rafter 140\*60, 140\*70mm