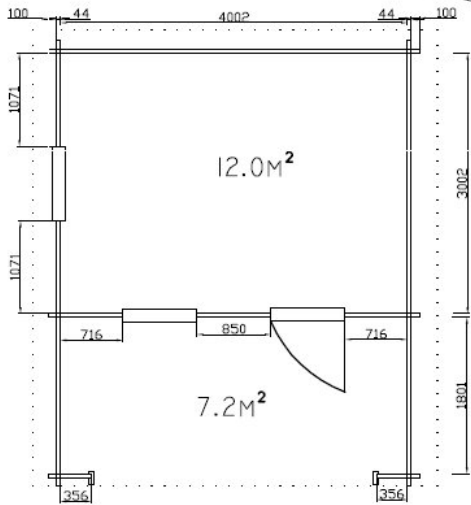


4030(44)v18

4030(60)v18



Garden house 4,00\*3,00 m + roof 2,00m + veranda 1,80m. Wall thickness 44, 60mm with double plank profile from pine or fir wood. All wooden constructions are dried until 10–12%, without painting and impregnation. Door with glass and lock, windows with glass, double opening system and shutters.

Other technical data:

- floor planks 22mm
- underground 100\*40, 50\*40mm
- roof planks 19mm
- rafter 140\*60, 240\*60mm

Other modifications:

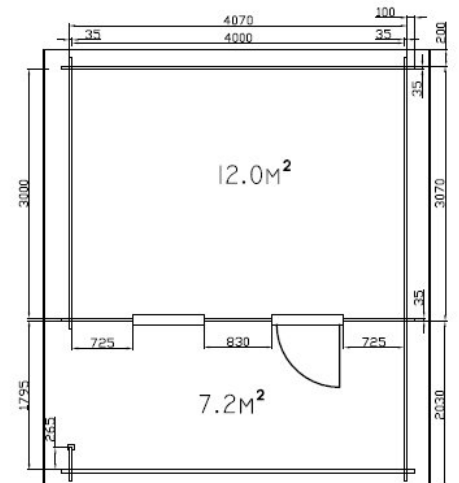
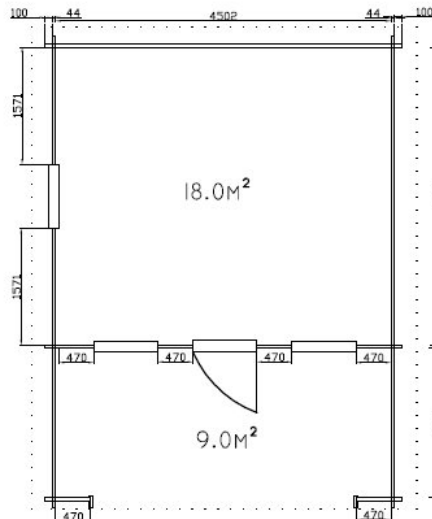
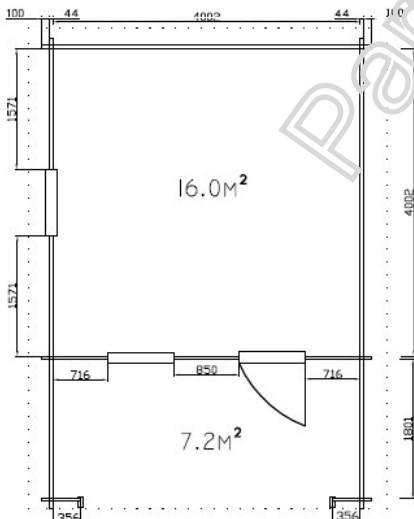
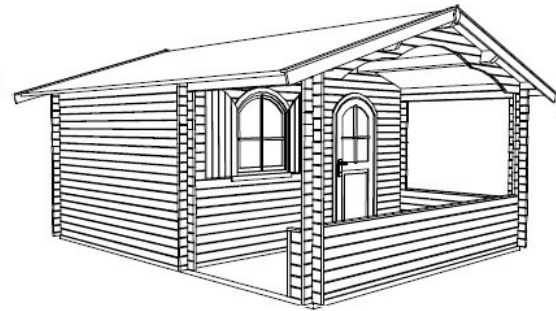
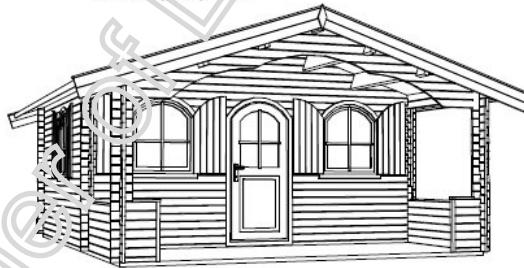
4040(44)v18

4040(60)v18

4540(44)v20

4540(60)v20

4030(35)v18



Garden house 4,00\*4,00 m + roof 2,00m and veranda 1,80m

Garden house 4,50\*4,00 m + roof 2,20m and veranda 2,00m

Garden house 4,00\*3,00 m + roof 2,00m and veranda 1,80m